



## Teaching Resource Sheet

### Home 5

## BATHROOM



**FOR AGES** 6 - 13 years



### **RESOURCES NEEDED**

Computer, SPEX with the Home Environment, paper, printer, photocopied worksheets 4a, 4b & 4c other things - furniture catalogues, decorating magazines, paint sample cards, tile catalogue, tiles, carpet and fabric samples.



### **PREPARATION**

The class is working for Bathbliss Bros, a firm which specialises in bathroom design. They are going to design a bathroom for Mr & Mrs Sponge, and there is a budget of £1000 to cover bathroom fittings and furniture, so they need to understand what a budget is. The budget feature in Spex can help them to see how much they have spent and how much is left.

What is a suitable size for a bathroom? (They could measure out a space in the classroom.) What kind of colour scheme is right for a bathroom? Samantha Sponge says she would like her bathroom to remind her of a day at the beach.



### **WHAT TO DO**

The class use Spex to design a bathroom on the computer. They type in the dimensions, select the fittings, furniture and colour scheme and print out their results.

They print out the spreadsheet to see how much the bedroom has cost.

### **EXTENSION WORK**

Money Design a bathroom using Spex with a budget of only £700.



Smells - collect different bath and shower gels. Get some of the pupils to do a blind-fold test to see which smells are most popular. Which has the cleanest smell? Which is the most flowery? Which would you give your Mum? Which would you give your Dad? Construct bar charts.

Design a bathroom tile.

---





NAME.....

### Worksheet 5b



# Bathbliss Bathrooms

## Bathroom for Sid & Samantha Sponge

On the printout of the plan and the 3D view of the room;



1. Mark the measurements of the room.
2. Label all the items in the bathroom.
3. How much would this bathroom cost? .....
4. Was there enough money for a shower?.....



5. What problems did you have while designing the bathroom?



.....

6. How did you solve them?

.....

### **Safety**



Sid and Samantha have a baby, Suzy. Bathrooms can be dangerous places for young children. Below is a list of accidents which have happened in people's homes.

7. What should Sid and Samantha do to make sure that Suzy is kept safe from:



Slipping up on a wet floor .....

Poisoning .....



Drowning .....


Scalds .....

Falling or tripping up .....

Electrocution .....

Cuts .....





NAME.....

Worksheet 5c

**Bathbliss  
Bathrooms**

**Bathroom for Sid & Samantha Sponge**

**Materials**

Sid and Samantha would like your advice about what kind of floor covering to have in their bathroom. Below is a list of materials they have thought of using.

They want a surface that:            is safe  
    is hard wearing  
    won't mind having water spilt on it  
    won't be too slippery when their feet are wet  
    is not too expensive.

Tick the table below to see which materials would be the best.

	Hard wearing	Non-slip	Waterproof	Not expensive
cardboard				
carpet				
wood				
bricks				
vinyl				
marble				
gold				
ceramic tiles				
silk				
glass				
cork				
plastic				

What materials do you recommend for the bathroom floor?

.....

\_\_\_\_\_